



District Report Card: 2017


State: Bihar	District: Saharsa
Class: 5	Subject: Language
Schools: 61	Students: 1370


Participation/Coverage


Students

 GENDER	Boys		Girls	
	Number	%	Number	%
	672	49.05	698	50.95

 AREA	Rural		Urban	
	Number	%	Number	%
	1294	94.45	76	5.55

 CATEGORY	SC		ST		OBC		GEN	
	Number	%	Number	%	Number	%	Number	%
	324	23.65	2	0.15	855	62.41	189	13.80

 CWSN	LD	VI	HI	S&LD	ID	Oth
	5	8	2	4	1	0

 Management	Government		Government-aided	
	Number	%	Number	%
	1316	96.06	54	3.94

Average Performance of Students in Language (%)

Overall	Gender		Area		Management		Social Group			
	Male	Female	Rural	Urban	Govt.	Aided	SC	ST	OBC	GEN
52.70	54.60	50.87	53.00	47.63	52.61	54.81	53.11	36.67	53.22	49.84

Performance on Learning Outcomes (LOs)

Learning Outcomes	Description	Average Performance(%)
L504	Reads and comprehends independently storybooks, news items/ headlines, advertisements etc.	46.99
L508	Reads text with comprehension, locates details and sequence of events	55.55

Range of Performance of Students who Answered Correctly							
Below 30%		30% - 50%		50% - 75%		Above 75%	
Number	%	Number	%	Number	%	Number	%
228	16.64	396	28.91	531	38.76	215	15.69

Lowest Performing Learning Outcomes (LOs)

- 1 - Reads and comprehends independently storybooks, news items/ headlines, advertisements etc. (46.99)
- 2 - Reads text with comprehension, locates details and sequence of events (55.55)